











# PUZZLE MADNESS

Daily Large Train Tracks Puzzle for Thursday 24th June 2021

4 6 7 7 4 8 5 6 4 6 3

3  
6  
7  
5  
3  
8  
5  
4  
3  
8  
4  
4