














PUZZLE MADNESS

Daily Large Train Tracks Puzzle for Tuesday 20th July 2021

3	3	8	8	8	2	6	3	3	11	8	2	
												5
												5
												5
												6
												7
												5
												6
												8
												7
												6
												4
												1