
















PUZZLE MADNESS

Daily Large Train Tracks Puzzle for Saturday 21st August 2021

6	5	4	4	8	6	6	7	4	3	5	3	
												1
												5
												6
												4
												7
												7
												7
												3
												5
												11
												5