














PUZZLE MADNESS

Daily Large Train Tracks Puzzle for Monday 23rd August 2021

6	6	4	8	4	5	3	9	6	2	4	
											2
											2
											8
											6
											4
											7
											6
											7
											7
											7
											1