











PUZZLE MADNESS

Daily Large Train Tracks Puzzle for Friday 21st January 2022

												4
												3
												5
												5
												6
												8
												4
												6
												8
												8
												3
												1