














PUZZLE MADNESS

Daily Large Train Tracks Puzzle for Monday 3rd January 2022

6	5	8	4	5	2	7	9	5	5	2	2	
												5
												10
												9
												6
												6
												8
												5
												6
												2
												1
												2