














PUZZLE MADNESS

Daily Large Train Tracks Puzzle for Saturday 19th November 2022

1	6	5	5	4	6	4	8	8	5	4	
											3
											5
											7
											5
											5
											4
											5
											5
											6
											7
											7
											4