










PUZZLE MADNESS

Daily Large Train Tracks Puzzle for Tuesday 22nd November 2022

6	5	5	5	4	6	2	5	6	7	8	8	
												2
												4
												6
												11
												7
												6
												3
												10
												9
												5
												3
												1