

















PUZZLE MADNESS

Daily Large Train Tracks Puzzle for Wednesday 9th November 2022

2	5	7	8	9	6	4	3	5	5	3	4	
												2
												5
												3
												5
												3
												8
												9
												5
												6
												8
												7