














PUZZLE MADNESS

Daily Large Train Tracks Puzzle for Wednesday 28th December 2022

6 6 8 7 3 4 6 6 4 7 6 3

												5
												3
												3
												8
												8
												3
												4
												6
												5
												8
												7
												6