











PUZZLE MADNESS

Daily Large Train Tracks Puzzle for Tuesday 1st February 2022

4	6	5	5	5	3	5	7	3	5	8	5	
												8
												8
												4
												9
												5
												2
												1
												3
												7
												7
												7