












PUZZLE MADNESS

Daily Large Train Tracks Puzzle for Monday 14th February 2022

											4
											5
											6
											8
											9
											7
											5
											4
											4
											3
											1