




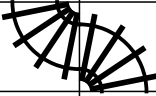





PUZZLE MADNESS

Daily Large Train Tracks Puzzle for Tuesday 15th March 2022

	3	7	12	7	3	7	3	4	3	9	2	
												6
												5
												5
												6
												3
												5
												5
												4
												7
												4
												4
												6