










PUZZLE MADNESS

Daily Large Train Tracks Puzzle for Thursday 24th March 2022

4	4	5	5	10	4	7	4	3	4	5	
											2
											5
											2
											7
											6
											8
											8
											8
											2
											3
											4