












PUZZLE MADNESS

Daily Large Train Tracks Puzzle for Monday 18th April 2022

3 3 4 7 7 5 4 6 6 6 4

											1
											2
											2
											1
											9
											8
											9
											8
											5
											5
											5