















PUZZLE MADNESS

Daily Large Train Tracks Puzzle for Sunday 1st May 2022

4	5	8	8	6	7	4	4	4	4	4	
											1
											3
											4
											1
											6
											8
											8
											7
											8
											6
											6