












PUZZLE MADNESS

Daily Large Train Tracks Puzzle for Wednesday 25th May 2022

4	8	2	4	8	6	4	6	8	6	5		
												2
												5
												6
												7
												6
												7
												6
												7
												6
												4
												4
												1