













PUZZLE MADNESS

Daily Large Train Tracks Puzzle for Thursday 16th June 2022

3	5	6	7	6	5	6	6	5	5	1
										1
										6
										5
										4
										3
										7
										4
										8
										8
										7
										2