













PUZZLE MADNESS

Daily Large Train Tracks Puzzle for Saturday 4th June 2022

2	6	6	6	8	6	5	4	4	5	3	
											3
											2
											1
											3
											8
											8
											7
											8
											6
											5
											4