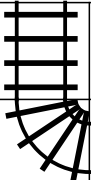










PUZZLE MADNESS

Daily Large Train Tracks Puzzle for Saturday 23rd July 2022

4	6	2	9	5	7	9	1	2	3	9	
											1
											6
											7
											6
											7
											4
											7
											5
											3
											6
											5