
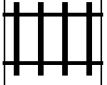


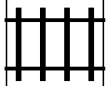


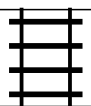







PUZZLE MADNESS

Daily Large Train Tracks Puzzle for Monday 25th July 2022

3	2	7	10	7	8	5	6	3	2	5	
											3
											5
											4
											4
											6
											9
											6
											6
											7
											5
											3