














PUZZLE MADNESS

Daily Large Train Tracks Puzzle for Thursday 28th July 2022

6	2	5	4	4	3	9	7	6	6	3
										3
										3
										6
										5
										8
										6
										4
										5
										2
										8
										5