








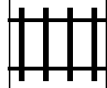





PUZZLE MADNESS

Daily Large Train Tracks Puzzle for Sunday 28th August 2022

9	5	5	7	3	9	9	3	5	2	1	2	
												2
												6
												6
												6
												8
												9
												3
												4
												4
												5
												7