
















PUZZLE MADNESS

Daily Large Train Tracks Puzzle for Sunday 15th January 2023

4	2	2	4	9	8	6	5	8	7	8	2
											2
											3
											5
											8
											7
											6
											7
											6
											5
											8
											3
											5