
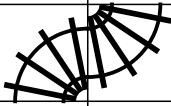



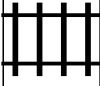









PUZZLE MADNESS

Daily Large Train Tracks Puzzle for Saturday 22nd April 2023

1	2	6	4	5	6	6	8	7	7	6	2		
													3
													8
													5
													4
													6
													6
													4
													6
													6
													7
													5