














PUZZLE MADNESS

Daily Large Train Tracks Puzzle for Friday 16th June 2023

2 6 6 8 1 5 7 4 4 6 9 2

												2
												9
												8
												7
												3
												5
												6
												3
												5
												7
												5