













PUZZLE MADNESS

Daily Large Train Tracks Puzzle for Sunday 18th June 2023

8	6	3	3	2	7	7	7	4	3	5	
											2
											3
											9
											8
											3
											6
											6
											4
											7
											4
											3