











PUZZLE MADNESS

Daily Large Train Tracks Puzzle for Monday 19th June 2023

3	11	7	4	5	7	7	3	3	3	7	
											2
											10
											7
											5
											5
											3
											5
											8
											5
											4
											2
											4