








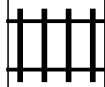





PUZZLE MADNESS

Daily Large Train Tracks Puzzle for Tuesday 20th June 2023

3	6	9	5	6	6	5	5	3	2	7	3	
												4
												3
												4
												9
												8
												5
												6
												6
												4
												2
												9