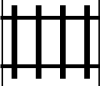
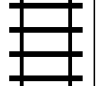











PUZZLE MADNESS

Daily Large Train Tracks Puzzle for Monday 15th January 2024

2	4	6	7	7	9	5	2	5	6	3	
											6
											5
											8
											4
											6
											6
											6
											7
											4
											2
											2