
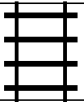














PUZZLE MADNESS

Daily Large Train Tracks Puzzle for Tuesday 30th January 2024

1	5	5	4	8	5	3	6	4	8	7	5	
												2
												5
												2
												6
												5
												10
												9
												7
												5
												6
												4