













PUZZLE MADNESS

Daily Large Train Tracks Puzzle for Wednesday 28th February 2024

4 7 9 5 9 8 5 6 7 2 3 3

												2
												6
												10
												7
												5
												6
												8
												12
												2
												4
												4
												2