














PUZZLE MADNESS

Daily Large Train Tracks Puzzle for Saturday 16th March 2024

6	5	5	9	5	8	7	6	1	3	6	4	
												5
												6
												3
												5
												4
												5
												8
												5
												7
												6
												5
												6