











PUZZLE MADNESS

Daily Large Train Tracks Puzzle for Saturday 27th April 2024

4	10	6	3	5	2	6	6	5	4	8	7	
												4
												4
												6
												5
												5
												7
												6
												6
												6
												5
												10
												2