
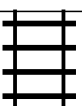






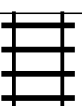
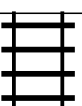

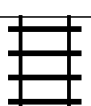




PUZZLE MADNESS

Daily Large Train Tracks Puzzle for Thursday 13th June 2024

7	8	2	4	6	4	5	8	4	3	5		
											8	
											8	
											4	
											5	
											3	
											4	
											1	
											5	
											4	
											7	
											7	