












PUZZLE MADNESS

Daily Large Train Tracks Puzzle for Monday 17th June 2024

5	5	7	6	3	9	5	10	3	5	2	
											3
											6
											5
											5
											6
											5
											6
											3
											4
											4
											5
											8