















PUZZLE MADNESS

Daily Large Train Tracks Puzzle for Friday 21st June 2024

	3	7	6	3	4	8	7	6	6	3	7	
												5
												6
												3
												4
												3
												7
												6
												7
												8
												5
												4
												2