






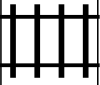






PUZZLE MADNESS

Daily Large Train Tracks Puzzle for Sunday 23rd June 2024

3 7 6 5 3 4 7 4 1 8 11 2

												3
												8
												7
												7
												8
												7
												7
												6
												4
												2
												2