















PUZZLE MADNESS

Daily Large Train Tracks Puzzle for Tuesday 25th June 2024

												3
												5
												6
												9
												5
												4
												8
												5
												6
												2
												4
												3