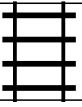




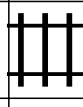







PUZZLE MADNESS

Daily Large Train Tracks Puzzle for Friday 28th June 2024

4	9	6	4	3	3	3	6	8	6	4	
											2
											5
											5
											5
											7
											9
											7
											5
											4
											4
											3