
















PUZZLE MADNESS

Daily Large Train Tracks Puzzle for Saturday 8th June 2024

3 4 7 7 5 8 8 1 2 6 5 7

												4
												12
												6
												7
												6
												7
												6
												4
												5
												4
												2