












PUZZLE MADNESS

Daily Large Train Tracks Puzzle for Sunday 9th June 2024

10 3 9 7 2 4 8 6 5 1 1

											2
											8
											6
											8
											5
											8
											3
											4
											3
											5
											4