














PUZZLE MADNESS

Daily Large Train Tracks Puzzle for Monday 22nd July 2024

2 4 4 5 7 8 3 7 9 7 2 2

												3
												3
												3
												6
												6
												11
												9
												5
												7
												4
												3