












PUZZLE MADNESS

Daily Large Train Tracks Puzzle for Saturday 24th August 2024

2	2	5	3	9	8	7	6	6	11	2	
											1
											6
											6
											5
											5
											6
											3
											3
											4
											6
											8
											8