














PUZZLE MADNESS

Daily Large Train Tracks Puzzle for Saturday 21st September 2024

4	8	6	7	5	5	5	5	7	6	3	
											7
											6
											6
											4
											5
											7
											1
											2
											1
											7
											8
											7