
















PUZZLE MADNESS

Daily Large Train Tracks Puzzle for Monday 13th January 2025

											4
											5
											4
											3
											6
											8
											5
											1
											9
											6
											6
											3