















PUZZLE MADNESS

Daily Large Train Tracks Puzzle for Wednesday 15th January 2025

4	8	6	7	5	7	5	7	2	4	5	2	
												3
												4
												6
												7
												6
												8
												4
												10
												6
												3
												5