












PUZZLE MADNESS

Daily Large Train Tracks Puzzle for Saturday 29th November 2025

3 3 7 10 5 4 5 2 6 6 4

											5
											4
											6
											4
											2
											5
											6
											8
											4
											6
											5