












PUZZLE MADNESS

Daily Large Train Tracks Puzzle for Monday 15th December 2025

4	6	7	5	7	8	9	7	3	2	5		
												4
												5
												6
												6
												5
												7
												9
												7
												2
												2
												6
												4