














PUZZLE MADNESS

Daily Large Train Tracks Puzzle for Saturday 15th February 2025

6	3	5	6	7	7	7	5	3	5	6	
											2
											6
											9
											7
											8
											4
											6
											9
											3
											3
											2
											1